

World Thinking Day 2023

Brownie Activities

Brownies

Cymru



Join us on 18 February 2023 @2pm
youtube.com/@girlguidingcymru

Click here to
download pack



Where the wind blows!

Understanding how weather affects our world is important now more than ever. This activity is designed to increase your knowledge of the weather. Using the resources below you can create your own wind vane. You can record your results using the sheet on page 5.



Resources needed

- Paper plate
- Colouring pens or pencils
- Scissors
- 1 pencil with eraser on top
- 1 pin
- 1 straw
- Small piece of card
- Blue tack



We would love to see your
wind vane's. Ask an adult to
send your photos to
lisa@girlguidingcymru.org.uk

Instructions for the Weather Vane

You can follow the instructions below or use our
video on the 18th of February 2023..

- Step 1: Take your paper plate and write North, South, East and West.
- Step 2 : decorate your plate with weather symbols- e.g. rain clouds, sunshine.
- Step 3: Use the pencil to poke through the paper plate, halfway through.
- Step 4 : Cut out an arrow and feather shape using card.
- Step 5: Use the pin poke it through the middle of the straw and attach it to the pencil with the eraser on top. You may want to ask an adult to help you.
- Step 6: Slide the cut arrow between the cut ends at one end and repeat with feather shape on the other end.
- Step 7: Attach the blue tack to the sharp end of the pencil.
- Step 8: Go outdoor and test your wind vane in the wind.
Print out the wind tracking sheet and record your findings.



Visit

girlguidingcymru.org.uk/wtd2023



Page 1

Cymru International Team



RYDYM YN DARGANFOD,
RYDYM YN TYFU
WE DISCOVER, WE GROW

Girlguiding

World Thinking Day 2023 Brownie Activities

Brownies

Cymru



Join us on 18 February 2023 @2pm
youtube.com/@girlguidingcymru

Click here to
download pack



Settlers for peace game

From WAGGGS Challenge Pack Activity 2B Page 38

In this activity, learn to manage the resources in your world and explore how to build diverse communities with limited resources. But be careful, the earthquakes might destroy the resources you already collected. If you work together and swap resources, you will reach your goals faster.

Resources needed


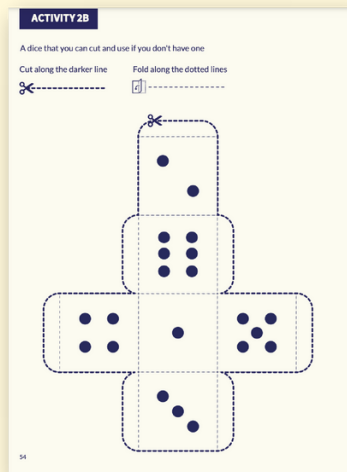
- Leaves
- Sticks
- Rocks
- Dice



No Dice?

If you do not have a dice, you can download and create this cardboard dice using the WAGGGS pack.

This can be found on page 54



Take it further..

Learn more origami skills [here](#)

Learn more about Guides in Japan [here](#)



Visit

girlguidingcymru.org.uk/wtd2023



Page 2

Cymru International Team



RYDYM YN DARGANFOD,
RYDYM YN TYFU
WE DISCOVER, WE GROW

Girlguiding

World Thinking Day 2023

Brownie Activities

Brownies

Cymru



Join us on 18 February 2023 @2pm
youtube.com/@girlguidingcymru

Make a pledge

To make a positive change, why not make a pledge to the World on World Thinking Day 2023.

Think about things that will improve the World we live in. This can be something to improve the environment, our community or our seas.

Alternatively you can make a pledge that will contribute to a peaceful world for humans and animals. Record sheets can be found on page 7-8



Some ideas

Our World

Try to reduce plastic waste by using a reusable metal bottle.

Save fuel by cycling or walking when you can.

Take part in a local beach clean or litter pick with your family.

Make a bird feeder or hedgehog feeder.



Peace in our world

Try to do something kind for someone every day.

Raise money for a country in need.

Find out about guiding in a country where there is conflict.



Visit

girlguidingcymru.org.uk/wtd2023



Page 3

Cymru International Team



RYDYM YN DARGANFOD,
RYDYM YN TYFU
WE DISCOVER, WE GROW

Girlguiding

World Thinking Day 2023

Brownie Activities

Brownies

Cymru



Join us on 18 February 2023 @2pm
youtube.com/@girlguidingcymru


Rain Gauge Activity

Equipment Needed

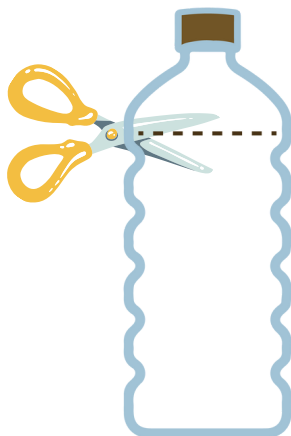
- One large empty plastic bottle
- Sharpie marker
- Ruler
- A grown up with strong scissors and sandpaper



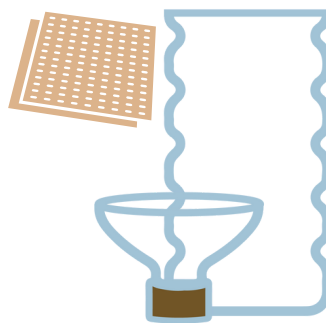
Step 1: Take a clean plastic bottle.



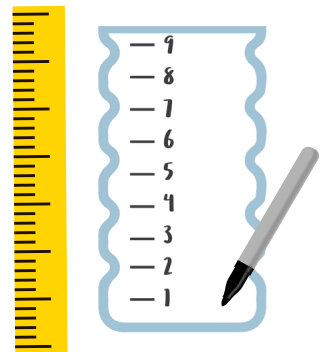
Step 2: Ask an adult to cut the top off the bottle




Step 3: Ask an adult to sandpaper both edges.




Step 4: Use a ruler to mark inches on the bottom half with a sharpie.



Step 5: Take the lid off the top of the bottle and recycle it. Place the top half upside down inside the bottle



Step 6: Place the bottle in a safe place in your garden. You can stabilise it with stones.



Step 7: You can gage the amount of rainfall daily on our sheet on page 6. Remember to do it at the same time every day and empty the bottle each time.



Visit
girlguidingcymru.org.uk/wtd2023



Page 4

Cymru International Team



RYDYM YN DARGANFOD,
RYDYM YN TYFU
WE DISCOVER, WE GROW

Girlguiding

Wind direction Record Sheet



NAME:

DATE

DAY	WEATHER	DRAW THE WEATHER	WIND DIRECTION
Dydd Llun Monday			
Dydd Mawrth Tuesday			
Dydd Mercher Wednesday			
Dydd Iau Thursday			
Dydd Gwener Friday			
Dydd Sadwrn Saturday			
Dydd Sul Sunday			

Rainfall Record Sheet



NAME:	DATE
-------	------

	TIME	AMOUNT OF RAIN
Dydd Llun / Monday		
Dydd Mawrth / Tuesday		
Dydd Mercher / Wednesday		
Dydd Iau / Thursday		
Dydd Gwener / Friday		
Dydd Sadwrn / Saturday		
Dydd Sul / Sunday		



**WORLD ASSOCIATION
OF GIRL GUIDES
AND GIRL SCOUTS**

Brownies

Cymru

I pledge to....





**WORLD ASSOCIATION
OF GIRL GUIDES
AND GIRL SCOUTS**

Brownies

Cymru

Rwy'n addo ...

