

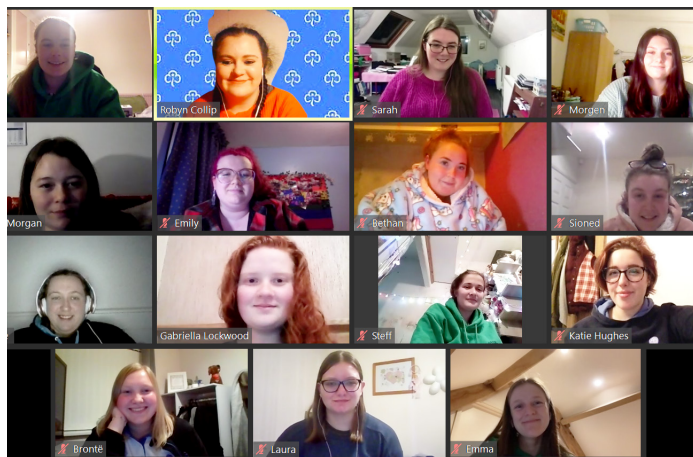


Dyfodol Y Ddraig

Our Youth: Our Future

Challenge Badge Pack





Dyfodol y Ddraig is Girlguiding Cymru's bi-lingual Youth Forum and is made up of 31 representatives from all over Wales, excluding Chair and Vice Chair. We are all members of Girlguiding aged between 16-25 who want to be involved in making sure the members of Girlguiding Cymru have a voice.

Each county has between 2-3 representatives, who serve a minimum term of 2 years and a maximum term of 3 years. We meet twice a year (Autumn and Spring) where we discuss issues that affect young women within and outside Guiding. We also brainstorm for activities and events, for example: social action events, helping with badges and of course there's always time for fun!



Contact Us

Website: <https://girlguidingcymru.org.uk/dyfodol-y-ddraig>

Email: dyfodolyddraig@outlook.com

Facebook/Twitter/Instagram: @dyfodolyddraig

Dyfodol Y Ddraig
Our Youth: Our Future



CONTENT

We are really excited to share with you our Dyfodol Y Ddraig badge pack, we've put a lot of time and effort into this. In this challenge pack you'll learn more about Dyfodol Y Ddraig whilst having fun. The aim of the challenge pack is to help promote Dyfodol Y Ddraig within the Girlguiding community along with developing girls and leaders ability to advocate for things they believe in.

Food is always an important part of our meetings and as a result we have included a recipe for welsh cakes for everyone to enjoy a tasty treat. Please find the recipe at the end of the challenge pack.

What is Dyfodo Y Ddraig?

As part of the challenge pack we would like you to ask everyone taking part to answer one simple question before and after you complete the challenge pack and send over your responses. You could record or write down the answers - we'd love to hear your answers.

We want to hear about all the cool things your doing as part of this challenge pack. Please send us updates via email or social media by tagging us @dyfodolyddraig or using the hashtag #dyfodolyddraig or #DYD



Rainbows: 1 activity from each section plus 1 of their choice from any section



Brownies: 1 activity from each section plus 1 of their choice from any section



Guides: 2 activities from each section plus 1 of their choice from any section



Rangers: 2 activities from each section plus 1 of their choice from any section



Leaders/Inspire/Trefoil: 2 activities from each section plus 1 of their choice from any section

Section 1: **GAMES** (Can you become part of the dragon?) pages 1 - 3

Section 2: **CRAFTS** (Can you make the dragon?) pages 4 - 7

Section 3: **DYFODOL Y DDRAIG** (DYD) pages 8 - 9

Section 4: **COMMUNITY ACTION** - (Making a difference) page 10

Appendix: Welshcake recipe - page 11



GAMES

Trip Around Wales - -

This game works like a game of “Ladders” or “Chicken Soup” or “Shop”.

Give each girl/ pair/ small group one of the names below. Below is a story about a Girlguiding trip around Wales. Each time their name is mentioned in the story, the girls must run from one end of the room/line to the other and then back to their starting position. Every time the word “**Wales**” is mentioned, everyone must run.

Coal, Caerphilly cheese, Glamorgan sausage, Dolphins, Mountains, Castle, Dragon, Daffodil, Leeks, Sheep, Harp, Rugby

Hello, I am Bronwen and I am the Dyfodol Y Ddraig **dragon**. Dyfodol y Ddraig is the Girlguiding Cymru Youth Forum and its members are from all around **Wales**. I help the girls that represent their counties on Dyfodol Y Ddraig to gain the views of the young girls in their county. There are lots of things I love about **Wales**, I really love living here and today I am going to tell you why.

Wales has lots of history. A long long time ago, Kings and Queens ruled **Wales** and they all lived in **castles**, just like you’d expect! There are more than 600 **castles** in **Wales** and I have visited every single one of them. There are also lots of old **coal** mines in **Wales**. All of the **coal** mines have closed now but previously in 1913 it was the biggest employer in **Wales**!

Rugby is the national sport of **Wales** and when there is a game on the TV everyone sits down to watch it! You won’t find a single person in **Wales** who doesn’t at least know what the score is. Before the game starts you will hear the Welsh National Anthem being played - I think the best instrument to play the National Anthem on is the **Harp**! You may even find someone dressed up as a **daffodil** or a **leek** walking around. I love the bright yellow colour of **daffodils**, they really brighten up your day and I think **leeks** taste great in a soup.

Wales is also very well known for having lots of **sheep** for example, in 2017 there were more than 10 million **sheep** living in **Wales**. On the other hand it isn’t very well known that you can see wild **dolphins** in **Wales**. You can see the **dolphins** all year round in Cardigan Bay, the best time to see them is in summer.

I think my favourite thing about **Wales** is all of the food! I love going to the **Caerphilly Cheese** Festival which is held right by the local **castle**. There are lots of displays, with daring stunts, food and people playing musical instruments like the **harp**. However, my favourite part of the **Caerphilly Cheese** Festival is where they throw a massive wheel of **Caerphilly Cheese** down a hill and loads of people chase after it! I think they are crazy, it is great fun to watch though. Sometimes, I think it is better than watching Rugby! I also really like **Glamorgan Sausages**. They are very succulent and tasty. In fact, I think **Glamorgan Sausages** are the best sausages in **Wales**, no not **Wales** the UK, no not the UK, the world!

Wales has lots of **mountains** which I like to create obstacle courses with and have competitions with my **dragon** friends. We like to weave between the **mountains** and sometimes we fly over them. My favourite **mountain** to fly over is Snowdon because it is so tall - in fact, it is the tallest **mountain** in **Wales**!



GAMES

Wordsearch - -

Please find the wordsearch activity in the appendix on page 12

Debate - -

As a unit, take part in a discussion or a debate. Choose a topic from the list below or decide one amongst yourselves. Split into two groups; one group for and one group against. As a team, work out some arguments before starting the debate or discussion. Decide on some ground rules before the debate and ensure that rules of a debate are followed. This ensures an equal and fair debate. At the end of the debate, each individual will vote for or against the topic.

To take this activity even further:

Have a court style debate either: High court, crown court, magistrates court, supreme court etc. Where each member takes on a specific role. Or even have a united nations themed discussion and vote.

Should schools have uniforms?	Is it necessary to give children homework?
Are pop icons good role models?	Is plastic destroying our planet?
Can we replace teachers with computers?	Tap water or bottled water, which is better?
Do we need to change the voting age?	Should junk food be banned in schools?
Should dogs be banned from parks and other large public spaces due to the dog mess that is left behind?	Can we change social media and use it for the better?
“Smoking must be banned” yes or no?	Should mobile phones be allowed in schools?
Should children be allowed to play video games?	“Every girl should have a Barbie doll” yes or no?



“Freedom is hammered out on the anvil of discussion, dissent, and debate”

- Hubert H Humphrey -



GAMES

Dyfodol Y Ddraig Quiz - -

Split the girls into teams and read aloud the following questions to the girls. Having a laugh is a major part of DYD so each team needs to come up with an interesting team name. We'd love to hear what they've come up with. The quiz is multiple choice and we have highlighted the correct answer in red. Let us know if anyone scores 100!

1. What is Dyfodol Y Ddraig?		
A youth council of Girlguiding members aged 16-25.	A group of boy scouts that run guides	A council of retired adult leaders
2. How many counties are represented on Dyfodol Y Ddraig?		
17	12	9
3. When did the first girls become Girl Guides?		
1910	1915	1912
4. How many representatives sit on Dyfodol Y Ddraig?		
25	17	31
5. How long is a term on Dyfodol Y Ddraig?		
2 years	3 years	until you're 26
6. Approximately how many Girl Guides and Girls Scouts are there around the world?		
5 Million	10 Million	100 Million
7. How often does Dyfodol Y Ddraig meet?		
Twice a year	Every 2 years	Every month
8. What colour is the Dyfodol Y Ddraig uniform?		
Green	Blue	Purple
9. What is the name of Dyfodol Y Ddraig dragon?		
Dafina	Seren	Bronwen
10. What does WAGGGS stand for?		
World Association of Girl Guides and Girl Scouts		



CRAFT

Dragon paper aeroplane - -

Design and create a paper aeroplane to look like a dragon. Then as a unit hold a competition to see who's dragon flies the furthest.

To take the activity further:

Create a course for the dragons to fly around.

Dragon sock puppets - -

Design and create your own dragon sock puppet. We've included a few pictures for inspiration.

What you will need:

An old sock, Glue, Colourful card, Scissors, Colouring pens/pencils/crayons, Plain paper, Googly eyes, Stickers and Felt.

Instructions:

- **Design your Dragon.** Using your colouring pens/pencils/crayons and plain paper. What do you want your dragon to look like?

* Make sure each girl has her own sock *

- **Build your dragon sock puppet.** Go wild! create the best dragon sock puppet you can think of, using as much of the craft supplies as you want.

- **Give you dragon a name.** Bronwen can't wait to meet them.

To take this activity further:

In small groups, make up a small play using your dragon sock puppets. Maybe you could perform your play to the rest of the unit?



CRAFT

Dragons Nest - -

Bake your own Shredded wheat/Cornflake /Rice krispie chocolate dragon nests and share them with your family and friends. We've included pictures of the end result.

Ingredients:

200g Milk chocolate, broken into pieces

85g Shredded wheat, cornflakes or rice krispies

2 x 100g bags mini chocolate eggs or Maltesers

You'll also need:

Cupcake cases

A Small bowl

A Pan

A Spoon

Method:

- **Melt the chocolate** in a small bowl placed over a pan of barely simmering water.
- **Pour the chocolate** over the shredded wheat/cornflakes/rice krispies and stir well to combine.
- **Spoon the chocolate** wheat into 12 cupcake cases.
- **Press** the back of a teaspoon in the centre to create a nest shape.
- **Place** 3 mini chocolate eggs or Maltesers on top of each nest.
- **Chill** the nests in the fridge for 2 hrs until set.
- **Enjoy** the delicious dragons nests and share them with your friends and family.



CRAFT

Dragon Pom Pom - -



Make your very own Bronwen the Dyfodol Y Ddraig dragon. Here's a link to the activity online where there is a video tutorial: <https://onelittleproject.com/pom-pom-dragons/>

Equipment:

Yarn (Regular or chunky yarn will work), Scissors, Glue/glue gun, Craft foam or card.

Method:

1. Start by cutting an 8" piece of yarn and slide it between your middle fingers like in the photo.
2. For the large pom pom, wrap the yarn around four of your fingers, about 130 times. (If you're using chunky yarn, you only need to wrap it around about 70 times).
3. Remember that 8" piece of yarn you had between your middle two fingers? Carefully tie it around the windings of yarn- just snug enough to hold the yarn together so you can slide it off your fingers.
4. After you've slid the yarn off your fingers, pull that loose knot as tight as you can. Then tie it in a double knot to secure it.



5. Cut the middle of the loops evenly using a sharp pair of scissors, working your way around the pom pom until all the loops have been cut.
6. For the smaller pom pom, follow the same instructions - except this time, only wrap it around two of your fingers. You'll need to wrap it around about 100 times (60 if using chunky yarn)
7. After you've cut the loops of the pom poms, they look pretty messy - just like the pom poms on the left in the photo! Don't worry, they're supposed to look like this. You just need to trim the pom poms to make them look even.

8. Then you'll need to cut out the details of your dragon. You can use card or craft foam for this. You'll need wings, eyes, ears, horns, arms, legs and a tail. Something like the image, but you can shape and style your dragon and its' features however you like and with what colours you like.



9. You can then use PVA glue, or even a glue gun to attach all the pieces together. First, attach the small pom pom with its' facial features to the large pom pom. Then glue the tail and the dragon feet to the bottom of the large pom pom. Finally, glue the wings to the back of the large pom pom so the bottom of the wings can rest on the table.



DYD

Dyfodol Y Ddraig - -

Learn about Dyfodol y Ddraig and what they get up to. You could do some research on the internet, look at our social media (with an adult). Or invite one of your county reps to join your meeting, in person or zoom! As a unit, come up with a series of questions to ask your Dyfodol y Ddraig representative.

To get in contact send us an email at: dyfodolyddraig@outlook.com.

Hold a Vote in your unit - -

Hold a vote within the unit. It can be held on any topic of your choice. Decide as a unit on the topic and hold a polling station, with a box and tick sheet. Remember not to share what you voted for!

Below are some ideas for questions you could vote on, you could also come up with your own ideas. Leaders can either create a selection of answers or you could have a group discussion to come up with some as a unit.

To take this activity further: (Guides, Rangers, Leader/Inspire/Trefoil):

Combine with the debate/discussion activity, give the girls the opportunity to have a discussion about the chosen topic and then hold a vote. You can talk about the tools used in elections/votes. Remember everyone 16+ can vote in the Sennedd Elections!

What is your favourite food?	What is your favourite subject in school?
What is your favourite game to play at your unit meetings?	Which superpower would you want if you were a super hero?
Would you like to live on the moon?	Do you want to be famous?
Do you want a school week to be 4 days?	Should everyone in school be entitled to free school meals?
Should the UK voting age change to 16+ like in Wales for the Sennedd election?	Should learning Welsh be mandatory in all schools in Wales?



“ If we don't vote, we are ignoring history and giving away the future ”

- Pat Mitchell -



DYD

Role Model - -

What is a role model? - A role model is someone others look to as a good example and who others strive to be more like.

What you will need:

Pens/Pencils and Plain paper

Instructions:

- Ask the girls to brainstorm in small groups what they think the words “Role Model” means
- In small groups ask the girls to write down some words that describe the characteristics they think good role models should have.

* Here are some characteristics we think role models should have: Inspiring, confident in themselves, ability to overcome obstacles. Possible role models: Kamala Harris, Emma Watson, your parents/grandparents, Tori James, your leader, Mae C. Jemison. *

- Ask the girls if they have a role model who they look up to in their lives
- Individually, draw a picture of your role model or your imaginary ideal role model. Around the drawing, write some words that describe the person’s characteristics, job, personality
- What is the main characteristic that they think makes that person a good role model
- What kind of characteristic do the girls have that could make them a good role model for someone else e.g. girls in the younger sections.

DYD suggestions - -

Dyfodol y Ddraig are always interested in hearing the opinions of everyone.

In groups or as a unit, come up with suggestions and ideas of things you’d like to be discussed or see changed within Girlguiding Cymru or on a wider scale!

Send them to Dyfodol y Ddraig via Social Media: @dyfodolyddraig, your Dyfodol y Ddraig representatives in your county or the Dyfodol email: dyfodolyddraig@outlook.com -

To take this activity further:

Research your county and see if they have a junior council, see if you can attend a meeting! If this something you would be interested in? Can’t find any information, contact us or your local county representative.

We can’t wait to hear your suggestions!



COMMUNITY ACTION

Plants of kindness/Green Fingers -

Decorate a pot and plant a flower or bulb of your choice. After you do this, give it to a local resident or someone out of kindness? It doesn't need to be someone you know, it could be a random act of kindness. Or you could go out into the local area and help plant trees and flowers to brighten up your local area.

Community Heroes -

As a unit set a challenge. This challenge could be something to raise money for a good cause or support your local community. Complete the challenge as a unit. A list of some possible ideas can be found in the resources.

Design and paint a rock -

Design and paint a rock with a bright image or message and leave it in your local area to brighten the area up or for someone else to find. Maybe there is a rock garden in your local area or maybe your unit could set one up if they want.

Litter Pickers -

Do you see a lot of litter in the local area? Why not go out on a litter pick as a unit and collect rubbish to place in the bins? Remember to use the proper equipment.

Go the extra mile and research companies that turn "rubbish" into useable goods: Crisp Packet Project, turns old crisp packets into survival items for homeless people. Check out their website here: <https://crisppacketproject.com/>



"No act of kindness, no matter how small, is ever wasted"
- Aesop -



APPENDIX

Welsh Cakes (Pice ar y maen) -      - 

Ingredients:

225g Self raising flour

Pinch of Salt

1 tsp Mixed spice

100g Butter or Margarine

75g Caster sugar

75g mixed currents or chocolate chips

1 Large egg, beaten

Rind of half a lemon

You'll also need:

Rolling pin

Board

4 or 5 cm round cutter

Griddle or Frying pan

Method:

- Sieve the flour, salt and spice into a mixing bowl.
- Rub in the fats until the mixture looks like fine breadcrumbs.
- Add the sugar, lemon rind and dried fruit.
- Pour in the beaten egg and stir to make a firm dough.
- On a floured board, roll or press the dough to approximately ¼ inch (5cm) thick.
- Cut into discs with a 4 or 5cm cutter. Or cut into squares, you will not need to keep re-rolling if you use this shape.
- Bake the welsh cakes on a medium hot griddle, turning once, until golden brown on both sides but still soft in the middle. If you do not have a griddle you can use a heavy based frying pan, lightly buttered.
- Dust with caster sugar while still hot.



Serving suggestions:

They are best eaten while hot but will keep for up to 10 days in an airtight container. You can also serve them with lightly whipped fresh cream and preserves.



Dyfodol Y Ddraig - Wordsearch

NAME: _____ DATE: _____

C Y D C G O W J U A I V S C Z
A J Y B B L U Y V I I E E V K
Z C F J G I R L G U I D I N G
T D O K S R E G N A R D N C T
O H D U I P N I M Z Y X W X I
B S O Y B B Y R Y U I X O T E
L Y L D A U R M Y C L G R R W
F S Y I D F D I D V J A B P X
L D D L G E H E H E I B E K W
L R R S E D I U G N R F D C G
P A A R S K I M B F C G L J U
R G I W D L F O T D E F O L X
V O G E T U W G Q W A L E S N
F N R G R S E S U Q H F C M S
P F Z V H Z R K T I A Q M B D

WALES
DRAGON
RAINBOWS
BROWNIES
GUIDES
RANGERS
CYMRU
DYFODOLYDRAIG
GIRLGUIDING
BADGES

Dyfodol y Ddraig badges can be purchased from the Girlguiding Cymru on-line shop:

<https://girlguidingcymru.org.uk/shop>

Thank you for completing this challenge.

Dyfodol Y Ddraig
Our Youth: Our Future

