

# World Thinking Day 2023 Rainbow Activities



Join us on 18 February 2023 @2pm  
[youtube.com/@girlguidingcymru](https://youtube.com/@girlguidingcymru)

Click here to  
download pack




## Without Balance, Without Peace

From WAGGGS Challenge Pack Activity 1B Page 24

In this activity explore the diversity of living things on the earth, learn what a habitat is and how humans and animals are connected in one ecosystem.


### Resources needed

- A Ball of wool or string
- Space to spread out



## Animal Habitats for Discussion

### Forest




- Wolves
- Foxes
- Badgers
- Deer
- Squirrels
- Birds

### Beach/Coast



- Whales
- Dolphins,
- Porpoises
- Seals
- Puffins
- Crab

### Towns and Gardens



- Hedgehog
- Rats
- Insects
- Foxes
- Dogs
- Cats

### Other habitats



- Hedgerows
- Moorlands
- Sea
- Woodlands



Visit  
[girlguidingcymru.org.uk/wtd2023](https://girlguidingcymru.org.uk/wtd2023)



Page 1



# World Thinking Day 2023 Rainbow Activities



Join us on 18 February 2023 @2pm  
[youtube.com/@girlguidingcymru](https://youtube.com/@girlguidingcymru)

Click here to  
download pack



## Activity



In this activity explore the diversity of living things on the earth, learn what a habitat is and how humans and animals are connected in one ecosystem.

## How to play

- 1 Sit in a circle, if it's a large group sit in two small circles.
- 2 The earth is home to many different animals, a place where animals live is called a habitat.
- 3 Take turns to throw the ball of wool across the circle and when you catch the ball of wool call out a name of an animal and where you think it lives
- 4 Hold on to the yarn and throw the ball of yarn to another person in the circle.
- 5 Each person calls out a different animal and where they think it lives creating a web.
- 6 Once everyone has had a turn look at the web the wool has made.
- 7 Continue until you have run out of animals and try to throw to different people to create a complex web.

We all call this planet home and are all connected to each other.

Learn more about habitats [here](#)

Take it further..



Visit  
[girlguidingcymru.org.uk/wtd2023](https://girlguidingcymru.org.uk/wtd2023)



Page 2





# World Thinking Day 2023

## Rainbow Activities



Join us on 18 February 2023 @2pm  
[youtube.com/@girlguidingcymru](https://youtube.com/@girlguidingcymru)

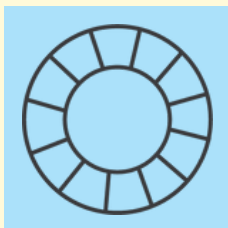


### Rainstick Craft

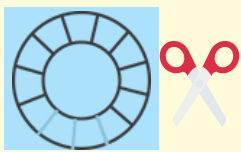
Rainstick Craft is simple to make! Rainsticks are ceremonial musical instruments used to invoke the rain spirits. They are made by people who live in the deserts of northern Chile. Rainsticks are traditionally made from dead cactus tubes with hundreds of cactus spines hammered into the tube. Tiny lava pebbles cascade gently through making the sound of rain.

#### You will need..

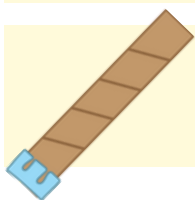
- A paper towel tube or other long cardboard tube
- Aluminum foil
- Small dried beans (like lentils), unpopped popcorn, dry rice, or tiny pasta.
- Paper, Glue, Scissors
- Crayons or markers



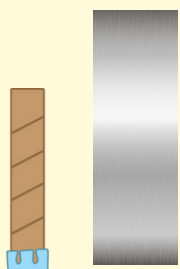
Step 1: Trace around the end of your tube onto a piece of paper. Draw a bigger circle around that circle and then draw a lot of spokes between the two circles.



Step 2: Cut along the spokes. Ask a grown up for help if you need it.



Step 3: Put glue on the spokes and glue the cap onto one end of your tube.



Step 4: Cut a piece of aluminum foil: about one and half times the length of your tube and about 6 inches wide.



Step 5: Crunch the aluminum foil into two long, thin, snake-like shapes. Then twist each one into a spring shape.




Step 6: Put the aluminum foil springs into your tube. Pour some dry beans, dry rice, or unpopped popcorn into your tube. The tube should only be about 1/10 full. You can experiment to see how different amounts and different types of seeds and beans change the sound.



Step 7: Make another cap from paper (the same as the first three steps) and cap your tube.

Step 7: Make another cap from paper (the same as the first three steps) and cap your tube.



Decorate the tube by making designs with crayons or markers (or cut-out paper or stickers). Rainforest designs are nice, especially brightly coloured butterflies, frogs, and flowers.


# World Thinking Day 2023 Rainbow Activities



Join us on 18 February 2023 @2pm  
[youtube.com/@girlguidingcymru](https://youtube.com/@girlguidingcymru)

## Mini Beast Hunt

In this activity you can take part in a Mini Beast hunt, indoors or outdoors. You can do this activity in any season!



If you have an outdoor space and it is spring or summer, you can use these sheets alone.

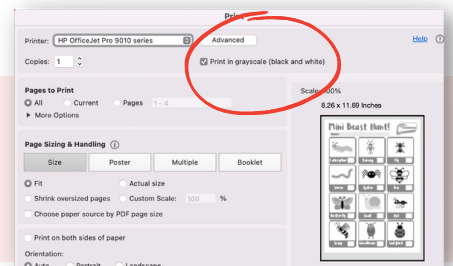
You can even laminate and reuse them!



If you do not have an outdoor space or it is too cold for a hunt, you can cut out and laminate these cards and hide them to be used with the sheets above.

## Colour prints - Pages 6 - 9

To print in greyscale, open in adobe acrobat and select print in greyscale



Visit  
[girlguidingcymru.org.uk/wtd2023](https://girlguidingcymru.org.uk/wtd2023)



Page 4



# World Thinking Day 2023 Rainbow Activities



Join us on 18 February 2023 @2pm  
[youtube.com/@girlguidingcymru](https://youtube.com/@girlguidingcymru)

## Make a pledge

To make a positive change, why not make a pledge to the World on World Thinking Day 2023.

Think about things that will improve the World we live in. This can be something to improve the environment, our community or our seas.

Alternatively you can make a pledge that will contribute to a peaceful world for humans and animals. Record sheets can be found on page 10-11.



## Some ideas

### Our World

Try to reduce plastic waste by using a reusable metal bottle.

Save fuel by cycling or walking when you can.

Take part in a local beach clean or litter pick with your family.

Make a bird feeder or hedgehog feeder.



### Peace in our world

Try to do something kind for someone every day.

Raise money for a country in need.

Find out about guiding in a country where there is conflict.



Visit  
[girlguidingcymru.org.uk/wtd2023](https://girlguidingcymru.org.uk/wtd2023)




Page 5




# Mini Beast Hunt!



Name:




Caterpillar




Earwig



Fly




Worm




Spider




Bee



Butterfly



Snail



Ant



Wasp



Woodlouse




Ladybird


# Helpa Bwystfilod Bach!



Enw:




Lindysyn




Gweiadur



Hedfan




Mwydyn




Pry copyn




Gwenynen



Glöyn byw



Malwen



Morgrugyn



Cacwn



Mochyn  
coed




Buchod  
coch cwta


# Cut-out Mini Beast Hunt



Cut out and place in meeting area




Caterpillar




Earwig



Fly




Worm




Spider




Bee



Butterfly



Snail



Ant



Wasp



Woodlouse




Ladybird




# Helpa Bwystfilod Bach wedi'i thorri allan



Torrwch allan a gosodwch yn y man cyfarfod




Lindysyn




Gweiadur



Hedfan




Mwydyn




Pry copyn




Gwenynen



Glöyn byw



Malwen



Morghrugyn



Cacwn



Mochyn coed



Buchod coch cwta



**WORLD ASSOCIATION  
OF GIRL GUIDES  
AND GIRL SCOUTS**



**I pledge to....**





**WORLD ASSOCIATION  
OF GIRL GUIDES  
AND GIRL SCOUTS**



**Rwy'n addo ....**

